



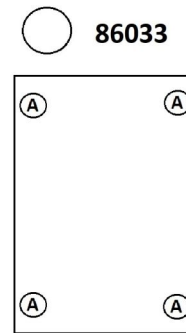
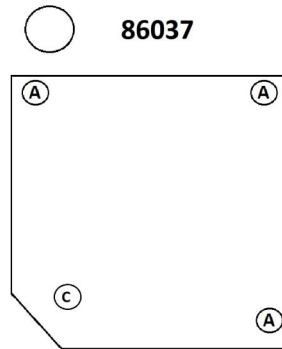

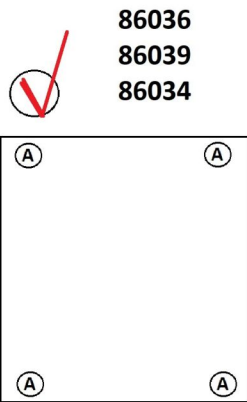
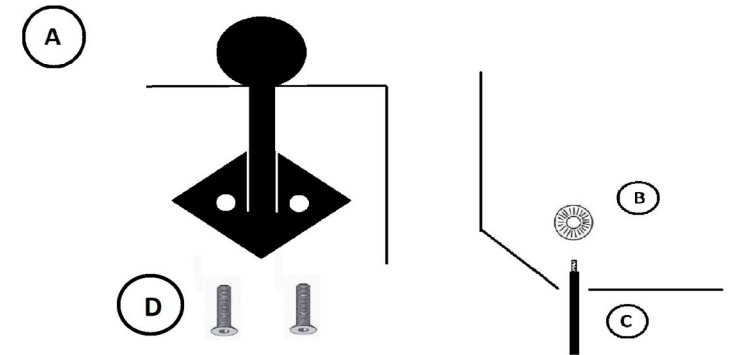


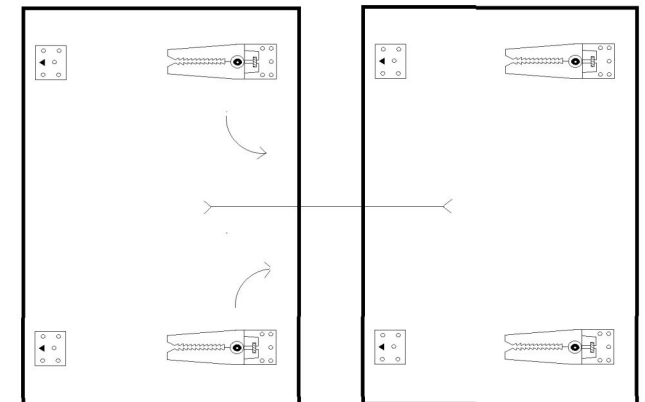
KARE DESIGN

A		Metal leg
B		Plastic insert
C		Metal leg
D		Bolt

Srew the legs on the bottom of the sofa as shown in the schema







Sofa part connection to each other.

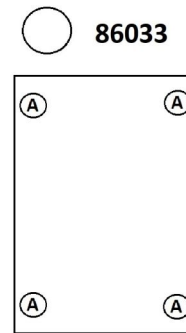
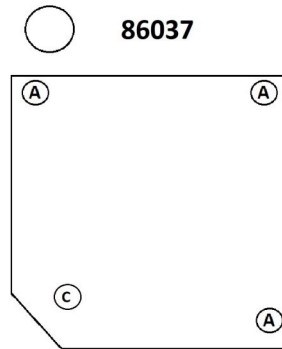
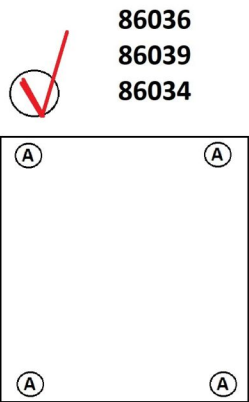
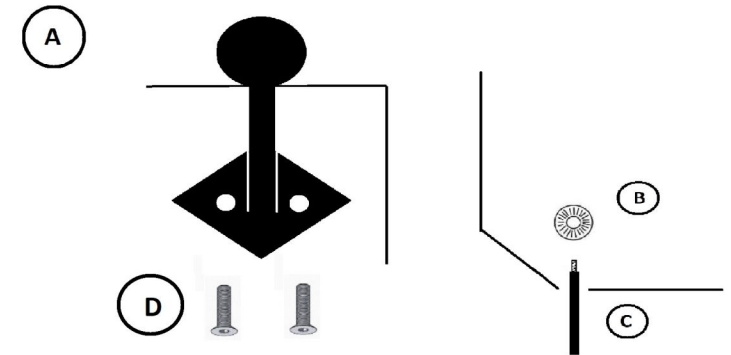


Do not throw away the packing materials until assembly is complete;
 From scratching or other damages: assemble this item on a soft surface, such as cardboard or carpet, to protect finish;
 Hardware may loosen overtime. Periodically check that all conections are tight;
 Protect sofa from an environmental factors such as : heat, direct sunligt and humidity;
 Do not use sofa outdoors.
 Do not fix the sofa yuorself, sofa could be fixed only in our factory, our after-sales service workshop or by licensed and qualified professionals, by using only original replacement parts, otherwise, the warranty could be considered as void.

KARE DESIGN

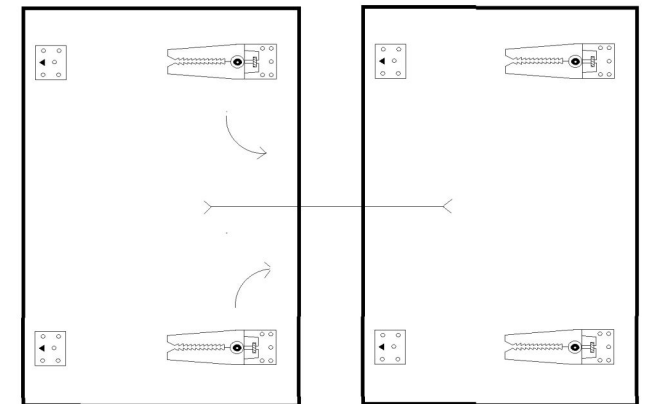
A		Metal leg
B		Plastic insert
C		Metal leg
D		Bolt

Srew the legs on the bottom of the sofa as shown in the schema







Do not throw away the packing materials until assembly is complete;
 From scratching or other damages: assemble this item on a soft surface, such as cardboard or carpet, to protect finish;
 Hardware may loosen overtime. Periodically check that all conections are tight;
 Protect sofa from an environmental factors such as : heat, direct sunligt and humidity;
 Do not use sofa outdoors.
 Do not fix the sofa yuorself, sofa could be fixed only in our factory, our after-sales service workshop or by licensed and qualified professionals, by using only original replacement parts, otherwise, the warranty could be considered as void.

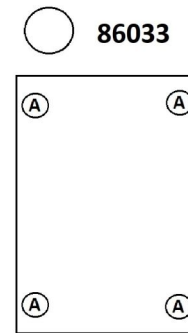
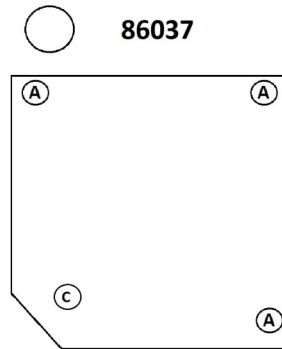
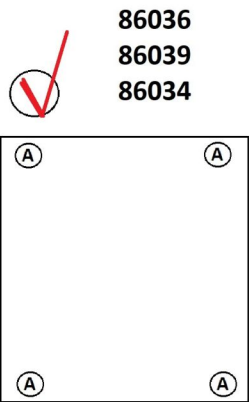
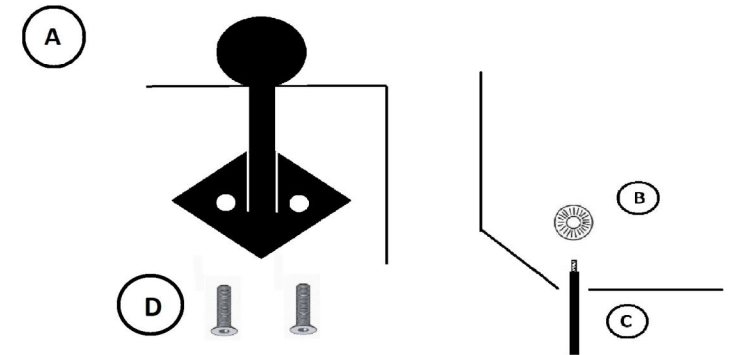
Sofa part connection to each other.



KARE DESIGN

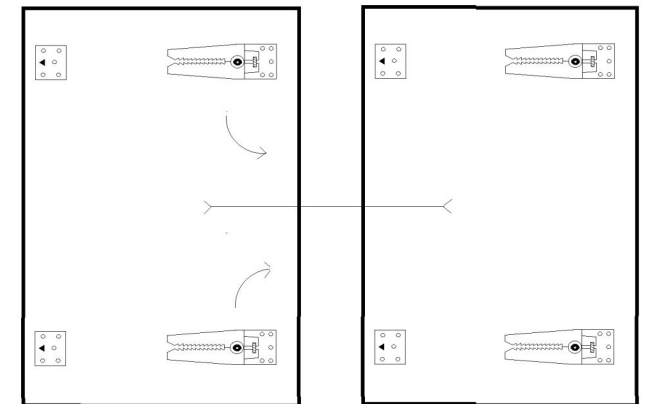
A		Metal leg
B		Plastic insert
C		Metal leg
D		Bolt

Srew the legs on the bottom of the sofa as shown in the schema







Do not throw away the packing materials until assembly is complete;
 From scratching or other damages: assemble this item on a soft surface, such as cardboard or carpet, to protect finish;
 Hardware may loosen overtime. Periodically check that all conections are tight;
 Protect sofa from an environmental factors such as : heat, direct sunligt and humidity;
 Do not use sofa outdoors.
 Do not fix the sofa yuorself, sofa could be fixed only in our factory, our after-sales service workshop or by licensed and qualified professionals, by using only original replacement parts, otherwise, the warranty could be considered as void.

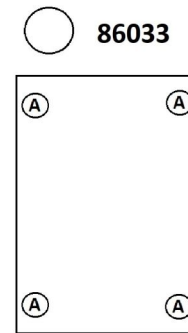
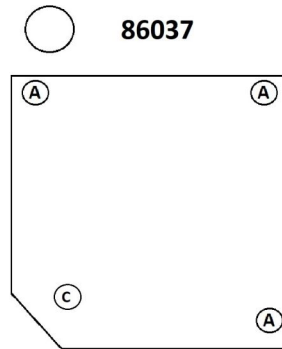
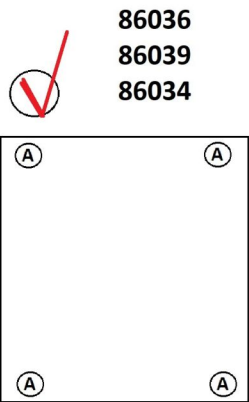
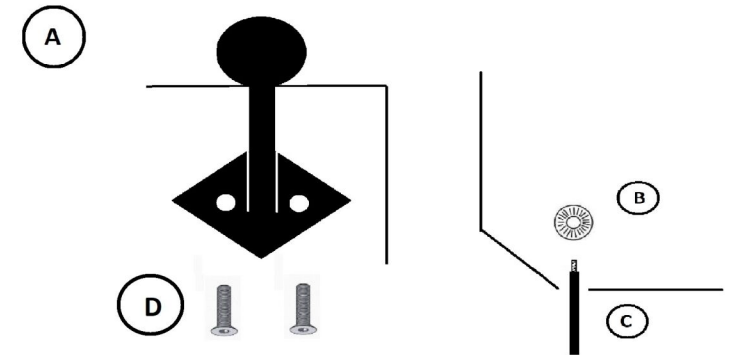
Sofa part connection to each other.



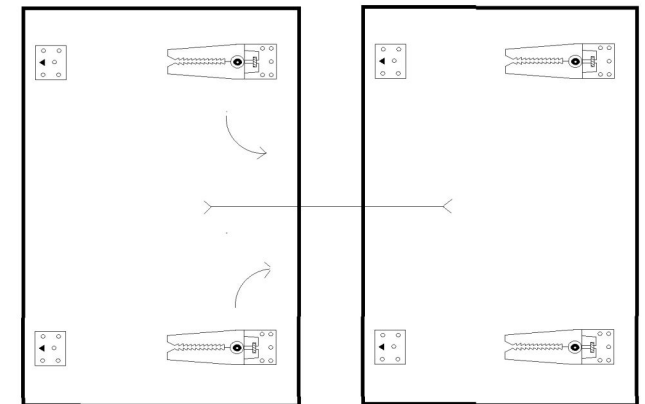
KARE DESIGN

A		Metal leg
B		Plastic insert
C		Metal leg
D		Bolt

Srew the legs on the bottom of the sofa as shown in the schema







Sofa part connection to each other.

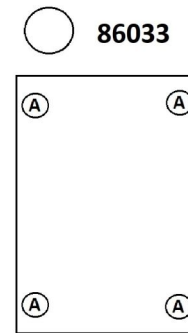
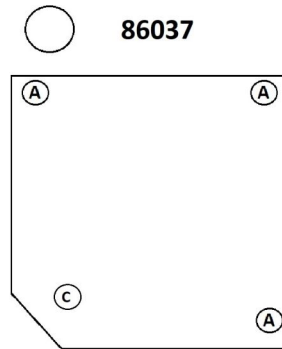
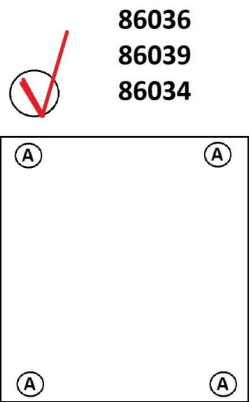
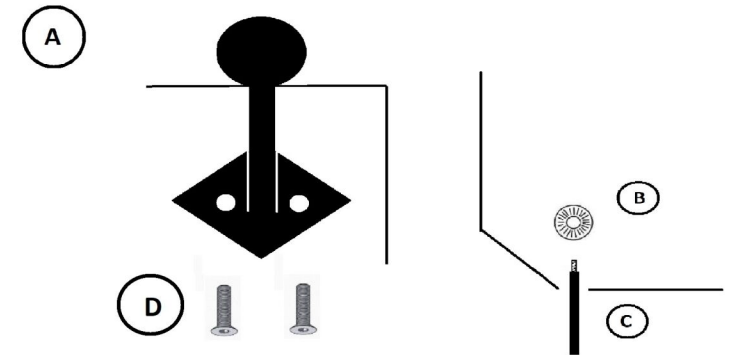


Do not throw away the packing materials until assembly is complete;
 From scratching or other damages: assemble this item on a soft surface, such as cardboard or carpet, to protect finish;
 Hardware may loosen overtime. Periodically check that all conections are tight;
 Protect sofa from an environmental factors such as : heat, direct sunligt and humidity;
 Do not use sofa outdoors.
 Do not fix the sofa yuorself, sofa could be fixed only in our factory, our after-sales service workshop or by licensed and qualified professionals, by using only original replacement parts, otherwise, the warranty could be considered as void.

KARE DESIGN

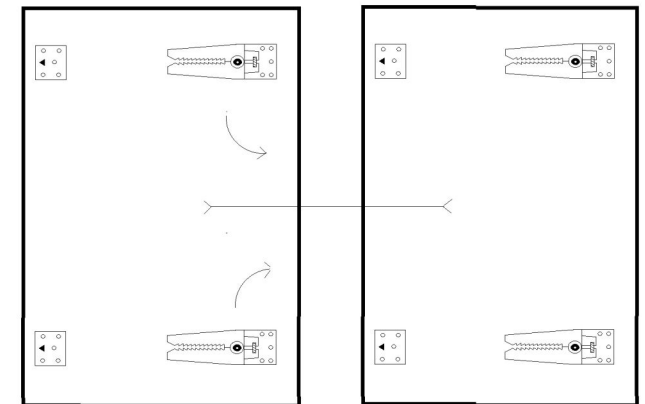
A		Metal leg
B		Plastic insert
C		Metal leg
D		Bolt

Srew the legs on the bottom of the sofa as shown in the schema







Do not throw away the packing materials until assembly is complete;
 From scratching or other damages: assemble this item on a soft surface, such as cardboard or carpet, to protect finish;
 Hardware may loosen overtime. Periodically check that all conections are tight;
 Protect sofa from an environmental factors such as : heat, direct sunligt and humidity;
 Do not use sofa outdoors.
 Do not fix the sofa yuorself, sofa could be fixed only in our factory, our after-sales service workshop or by licensed and qualified professionals, by using only original replacement parts, otherwise, the warranty could be considered as void.

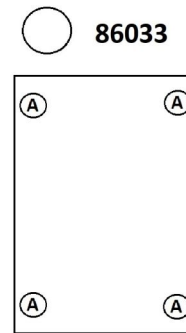
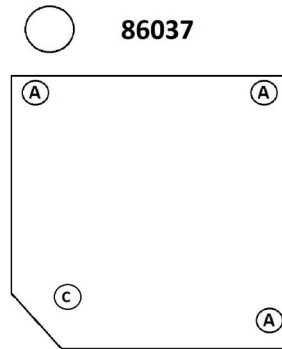
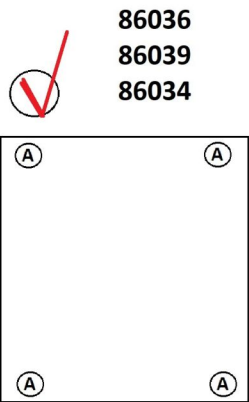
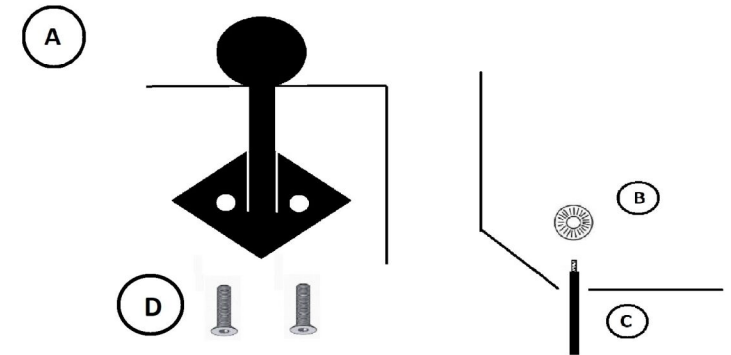
Sofa part connection to each other.



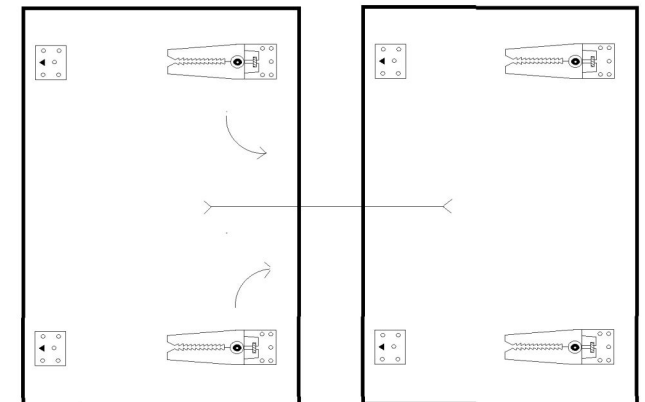
KARE DESIGN

A		Metal leg
B		Plastic insert
C		Metal leg
D		Bolt

Srew the legs on the bottom of the sofa as shown in the schema



Sofa part connection to each other.



Do not throw away the packing materials until assembly is complete;
 From scratching or other damages: assemble this item on a soft surface, such as cardboard or carpet, to protect finish;
 Hardware may loosen overtime. Periodically check that all conections are tight;
 Protect sofa from an environmental factors such as : heat, direct sunligt and humidity;
 Do not use sofa outdoors.
 Do not fix the sofa yuorself, sofa could be fixed only in our factory, our after-sales service workshop or by licensed and qualified professionals, by using only original replacement parts, otherwise, the warranty could be considered as void.